

HONG KONG

2019 ANNUAL RESEARCH: KEY HIGHLIGHTS¹

GLOBAL DATA 2018



10.4%

Total GDP contribution



319 MN

Jobs globally (1 in 10 jobs)

While the global economy grew by 3.2%, **Travel & Tourism** grew significantly more at **3.9%**

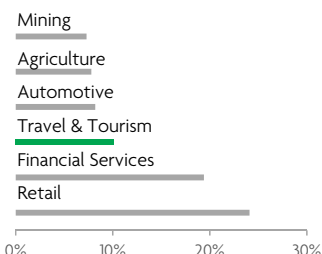
3.2%

3.9%

1 in 5 new jobs were created by Travel & Tourism over the last five years



Global GDP impact by sector (2016 data). Share of total economy GDP



HONG KONG 2018 KEY DATA



CONTRIBUTION OF TRAVEL & TOURISM TO GDP

17.4% OF TOTAL ECONOMY

Total T&T GDP = HKD495.8BN (USD63.3BN)

+7.5%

2018 Travel & Tourism GDP growth



CONTRIBUTION OF TRAVEL & TOURISM TO EMPLOYMENT

588.5 JOBS (000's)

(15.2% of total employment)

649.6 JOBS (000's)

Expected in 2019



INTERNATIONAL VISITOR IMPACT

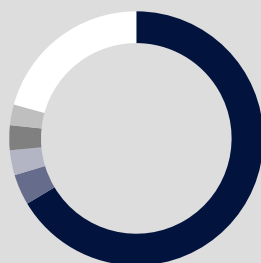
HKD344.1BN

USD43.9BN in visitor spend
(6.4% of total exports)

30.0 MN

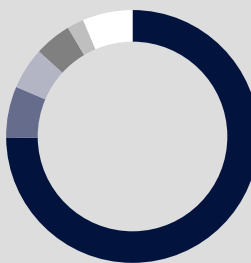
Expected international arrivals for 2019

INBOUND ARRIVALS



- 1. CHINA **66%**
- 2. SOUTH KOREA **4%**
- 3. UNITED STATES **3%**
- 4. TAIWAN **3%**
- 5. JAPAN **3%**
- REST OF WORLD **21%**

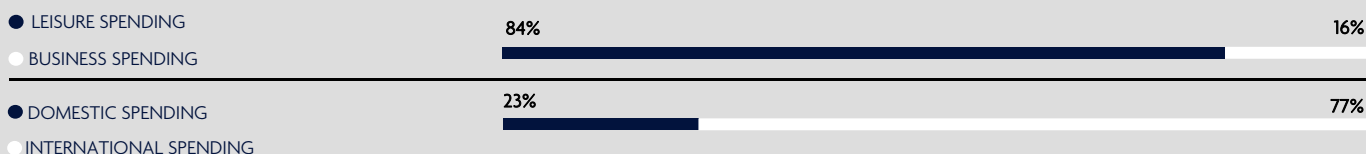
OUTBOUND DEPARTURES



- 1. CHINA **75%**
- 2. MACAU **7%**
- 3. JAPAN **5%**
- 4. TAIWAN **5%**
- 5. THAILAND **2%**
- REST OF WORLD **6%**

Note: Data are average shares over the 2015-2017 period
Source: Oxford Economics, national sources and UNWTO

SECTOR CHARACTERISTICS (2018)



¹All values are in constant 2018 prices & exchange rates
All forecasts WTTC and Oxford Economics